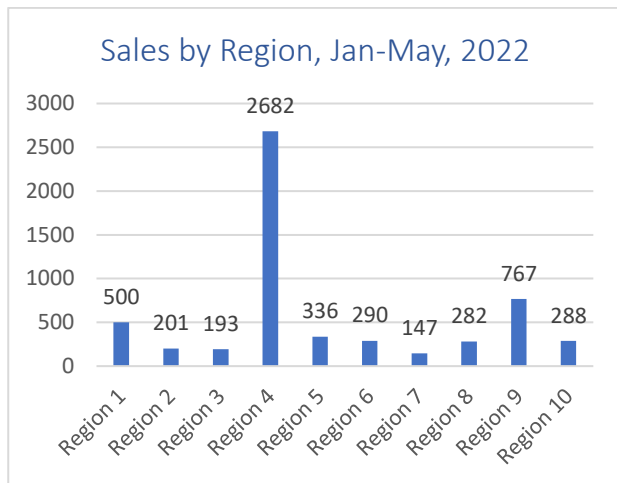
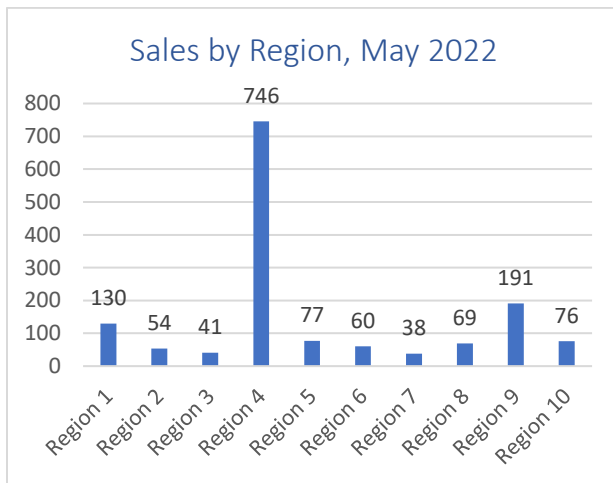


Market Statistics: January-May 2022

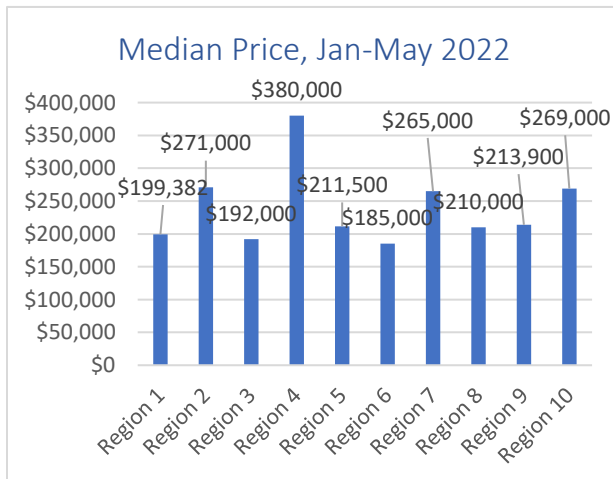
*This month, an adjustment was made in the county groupings to add Juneau and Monroe Counties and to better align markets to best reflect meaningful data for the consumer. For full historical data, you may go to our website: <https://scwmls.com/resources/mls-listing-statistics/>

Home Sales:

The total number of homes sold in the 18 Counties* in our region for May 2022 is 1,482. This brings the total sales to 5,686.



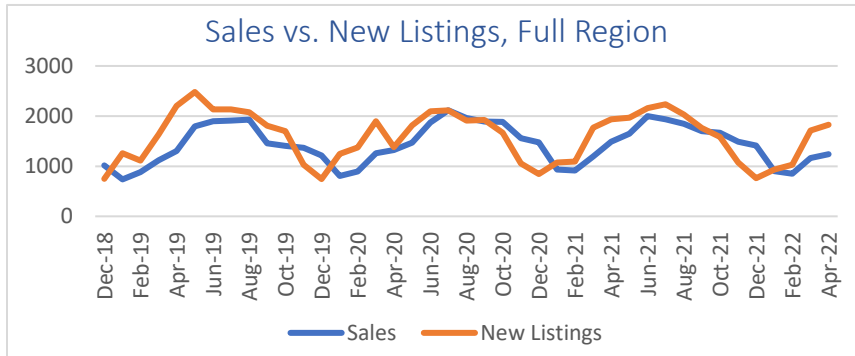
Home Prices:



The median price of homes has increased a total of 13% across the SCWMLS market area through May.

Although Dane County's increase was 10.4%, it brings the total median sales price to \$380,000, an increase of \$80,000 since pre-pandemic.

Inventory:



As is typical in the summer market, new listings are beginning to outnumber sales creating some relief in supply.

Interest Rates: May 26, 2022, 5.1% for a 30-year fixed

Although the rise of interest rates slowed slightly at the end of May, attempts to slow inflation have resulted in significant increases through June. Higher mortgage rates may lead to increased moderation from buyers, ultimately resulting in a more balanced housing market.

Looking Forward:

Although demand remained steady, even as interest rates slowly crept up through May, the recent jump in rates may cause a slight cooling in the housing market. These trends are expected to be shorter term but may give some buyers an opportunity not otherwise afforded.

Legend:

- Region 1-Adams, Juneau, Monroe
- Region 2-Columbia
- Region 3-Crawford, Richland, Vernon
- Region 4-Dane County
- Region 5-Dodge
- Region 6-Grant, Iowa, Lafayette
- Region 7-Green
- Region 8-Greek Lake/Marquette/Waushara
- Region 9-Rock
- Region 10-Sauk

South Central Wisconsin MLS Sold & Active Residential Listings (Including Condos)

	MAY			JANUARY - MAY		
	<u>2022</u>	<u>2021</u>	<u>Change</u>	<u>2022</u>	<u>2021</u>	<u>Change</u>
ADAMS / JUNEAU / MONROE						
# New Listings	169	173	-2.3%	638	672	-5.1%
# Sales	130	149	-12.8%	500	544	-8.1%
Average Sale Price	250,109	215,142	16.3%	238,883	215,571	10.8%
Median Sale Price	211,000	180,000	17.2%	199,382	175,000	13.9%
Total Active Residential Listings	165	166	-0.6%	165	166	-0.6%
COLUMBIA COUNTY						
# New Listings	71	94	-24.5%	298	347	-14.1%
# Sales	54	82	-34.1%	201	282	-28.7%
Average Sale Price	333,833	311,073	7.3%	310,577	275,283	12.8%
Median Sale Price	290,000	248,500	16.7%	271,000	225,000	20.4%
Total Active Residential Listings	66	54	22.2%	66	54	22.2%
CRAWFORD / RICHLAND / VERNON COUNTIES						
# New Listings	77	71	8.5%	251	283	-11.3%
# Sales	41	56	-26.8%	193	230	-16.1%
Average Sale Price	295,658	237,732	24.4%	296,966	241,260	23.1%
Median Sale Price	200,000	193,950	3.1%	192,000	177,750	8.0%
Total Active Residential Listings	86	80	7.5%	86	80	7.5%
DANE COUNTY						
# New Listings	880	883	-0.3%	3,531	3,709	-4.8%
# Sales	746	817	-8.7%	2,682	2,931	-8.5%
Average Sale Price	436,999	391,497	11.6%	416,544	380,617	9.4%
Median Sale Price	390,000	360,000	8.3%	380,000	345,000	10.1%
Total Active Residential Listings	474	472	0.4%	474	472	0.4%
DODGE COUNTY						
# New Listings	118	124	-4.8%	417	425	-1.9%
# Sales	77	95	-18.9%	336	366	-8.2%
Average Sale Price	267,079	233,217	14.5%	253,239	220,191	15.0%
Median Sale Price	220,000	221,000	-0.5%	211,500	195,950	7.9%
Total Active Residential Listings	61	60	1.7%	61	60	1.7%
GRANT / IOWA / LAFAYETTE COUNTIES						
# New Listings	84	96	-12.5%	343	383	-10.4%
# Sales	60	87	-31.0%	290	321	-9.7%
Average Sale Price	249,037	212,682	17.1%	239,190	210,784	13.5%
Median Sale Price	192,500	170,500	12.9%	185,000	165,000	12.1%
Total Active Residential Listings	91	103	-11.7%	91	103	-11.7%
GREEN COUNTY						
# New Listings	47	45	4.4%	205	200	2.5%
# Sales	38	44	-13.6%	147	161	-8.7%
Average Sale Price	282,901	240,138	17.8%	302,646	238,432	26.9%
Median Sale Price	260,000	252,950	2.8%	265,000	225,000	17.8%
Total Active Residential Listings	43	34	26.5%	43	34	26.5%
GREEN LAKE / MARQUETTE / WAUSHARA COUNTIES						
# New Listings	123	116	6.0%	392	381	2.9%
# Sales	69	76	-9.2%	282	284	-0.7%
Average Sale Price	331,290	259,938	27.4%	272,129	290,024	-6.2%
Median Sale Price	240,000	176,250	36.2%	210,000	188,500	11.4%
Total Active Residential Listings	97	115	-15.7%	97	115	-15.7%
ROCK COUNTY						
# New Listings	268	255	5.1%	989	1,004	-1.5%
# Sales	191	191	0.0%	767	836	-8.3%
Average Sale Price	256,013	239,497	6.9%	236,603	217,368	8.8%
Median Sale Price	244,000	222,000	9.9%	213,900	197,200	8.5%
Total Active Residential Listings	169	135	25.2%	169	135	25.2%
SAUK COUNTY						
# New Listings	105	109	-3.7%	377	431	-12.5%
# Sales	76	81	-6.2%	288	343	-16.0%
Average Sale Price	321,337	236,643	35.8%	301,959	248,872	21.3%
Median Sale Price	300,000	219,900	36.4%	269,000	220,000	22.3%
Total Active Residential Listings	67	92	-27.2%	67	92	-27.2%
18 COUNTY TOTAL						
# New Listings	1,942	1,966	-1.2%	7,441	7,835	-5.0%
# Sales	1,482	1,678	-11.7%	5,686	6,298	-9.7%
Average Sale Price	358,368	313,839	14.2%	334,237	302,011	10.7%
Median Sale Price	320,000	283,225	13.0%	300,000	269,900	11.2%
Total Active Residential Listings	1,319	1,311	0.6%	1,319	1,311	0.6%

Active listing numbers are pulled mid-month, and do not include listings in offer-show status.